

# DURASTRIP GRAZER

## LED

LED 3030  
42 LED/m  
96W (19.2W/m)  
24VDC  
Ra >90  
Lifetime: >30,000 h  
Warranty: 3 years

## COLOURS OF LIGHT

Choice of white colour temperatures:  
2700K - 3000K - 3500K - 4000K - 6500K

## BINNING

ANSI/SDCM: 3 step.

## DIMMABILITY

Dimmable 0-100%  
DALI - DMX  
Analogue and digital domotic control systems  
Push Dali with ZKCA controllers  
CASAMBI compatible

## CONNECTIONS

IP67: complete with a 15 cm long M/F cable on 2 sides. Maximum connection length 5 m. Max 4A.  
Strips can be cut to size by following the cutting indications printed on the strips. 2 PIN connectors included in kit code KT07UXOL allow strips to be linked up to a maximum run of 5 meters.

## ASSEMBLY

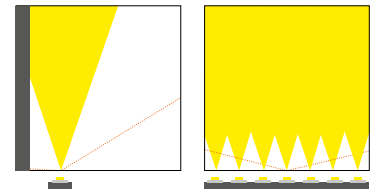
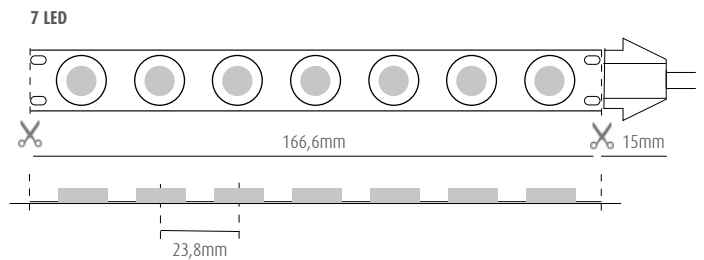
Installation requires metal clips, see separate accessories code.

## PACKAGE

Packaged in 5 m reels.  
Or custom products cut to specific lengths see page 11, 318.

As a result of each individual LED being fitted with a 30 ° aperture, DURASTRIP GRAZER will create a distinguished radiance effect. The grazing properties will highlight a relief on a building's facade, the material essence of modern wallpaper or the refined imperfections of an architectural wall. The narrow angle of GRAZER requires the installation to be positioned slightly offset from the wall enhancing the three-dimensional aspect of the illuminated vertical surface.

### LED SPACING AND PITCH CUT




Cutting DURASTRIP to size\*:

fixed cost of piece work

VA01

\* Please consider pitch cut. Includes a 20 cm cable.






Exposure to sunlight max 30 minutes.



DURASTRIP

# DURASTRIP GRAZER



<b>PRO</b>	24V DC	Ra>90	30000h L70	IP67	-25° +35°C	III	ETL US	G3	Risk Group 0
------------	--------	-------	------------	------	---------------	-----	--------	----	--------------

art.	W	W/m	lm/m	K	N° LED/m		L	L1	L2	 8011905	
<b>07U272419XWG</b>	96	19,2	1750	2700	42	30°	23	11	5000	966850	1
<b>07U302419XWG</b>	96	19,2	1800	3000	42	30°	23	11	5000	966867	1
<b>07U352419XWG</b>	96	19,2	1800	3500	42	30°	23	11	5000	966874	1
<b>07U402419XWG</b>	96	19,2	1850	4000	42	30°	23	11	5000	966881	1
<b>07U602419XWG</b>	96	19,2	1850	6500	42	30°	23	11	5000	966898	1


**Warning: this strip is 11 mm high. Due to the particular diffusion angle do not use in profiles that are closed with lenses.**

- Limited availability - reorderable only with MOQ





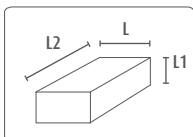
art	<b>Cut and mount kit for Strip IP67</b>	 8011905	
<b>KT07UXWL</b>	Includes 2 2 PIN connectors, 2 2 PIN male connector cables, 2 2 PIN female connector cables and UV glue, 5 pcs PC end caps.	951023	1



art	<b>KT07UXWL-UV</b>	UV light for fast glue fixing	 8011905	
			651030	1



art	<b>KT07UXWL-CL</b>	Kit of 10 pcs of metal clips	 8011905	
			951047	1



For further details on other connection configurations see the connection diagrams on the following pages or at this link.



## DRIVER



96W IP67

XLG-100-24-A

## CONTROLLER



**DALI-ZKTPC** (DALI)

**ZKCAFF** (DALI)

**ZKCDMXWFF** (DMX)

**ZKC1-10FF** (1-10)

**FF = FLICKER FREE**

DRIVER: complete info on page 161